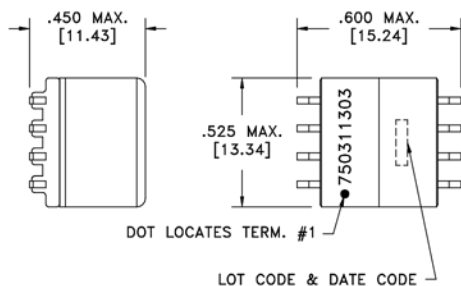
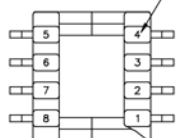


| | | |
|-------------------|------|---------------|
| CUSTOMER TERMINAL | RoHS | LEAD(Pb)-FREE |
| Sn96%, Ag4% | Yes | Yes |

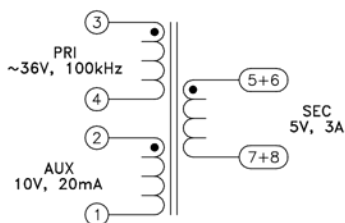


TERM. NO.'s FOR REF. ONLY

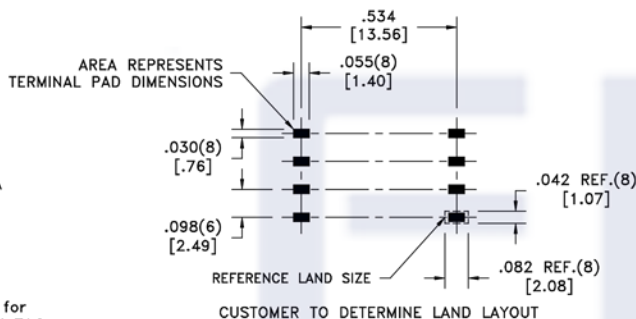


DOT LOCATES TERM. #1

LOT CODE & DATE CODE



Application of the transformer allows for the leadwires between terminals 5&6 and 7&8 to solder bridge



ELECTRICAL SPECIFICATIONS @ 25°C unless otherwise noted:

| PARAMETER | TEST CONDITIONS | VALUE |
|--------------------|--|------------------------|
| D.C. RESISTANCE | 1-2 @20°C | 0.203 ohms ±10% |
| D.C. RESISTANCE | 3-4 @20°C | 0.106 ohms ±20% |
| D.C. RESISTANCE | 5-8 tie(5+6, 7+8), @20°C | 0.013 ohms max. |
| INDUCTANCE | 3-4 10kHz, 100mVAC, Ls | 50uH ±10% |
| SATURATION CURRENT | 20% rolloff from initial | 2.25A |
| LEAKAGE INDUCTANCE | 3-4 tie(1+2, 5+6+7+8), 100kHz, 100mVAC, Ls | 800nH typ., 1.5uH max. |
| DIELECTRIC | 1-8 tie(2+3, 5+6), 1875VAC, 1 second | 1500VAC, 1 minute |
| DIELECTRIC | 1-4 625VAC, 1 second | 500VAC, 1 minute |
| URNS RATIO | (3-4):(2-1) | 2.5:1, ±1% |
| URNS RATIO | (3-4):(6-7), tie(5+6, 7+8) | 5:1, ±1% |

GENERAL SPECIFICATIONS:

OPERATING TEMPERATURE RANGE: -40°C to +125°C including temp rise.

| REV. | DATE | Packaging Specifications |
|------|-------|---------------------------------|
| 6A | 12/09 | Method: Tape & Reel PKG-0328 |



CONVENTION PLACEMENT

Tolerances unless otherwise specified:
 Angles: ±1° Decimals: ±.005 [.13]
 Fractions: ±1/64 Footprint: ±.005 [.13]
 This drawing is dual dimensioned. Dimensions in brackets are in millimeters.

DRAWING TITLE
TRANSFORMER
 eiSos p/n: FKS750311303



PART NO.
FKS750311303
 SPECIFICATION SHEET 1 OF 1