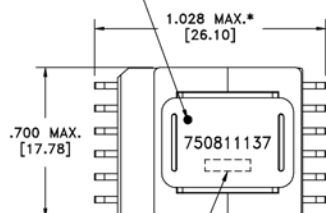
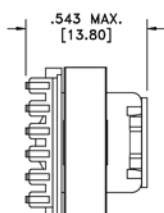
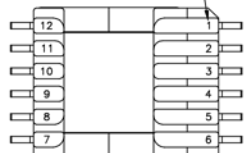


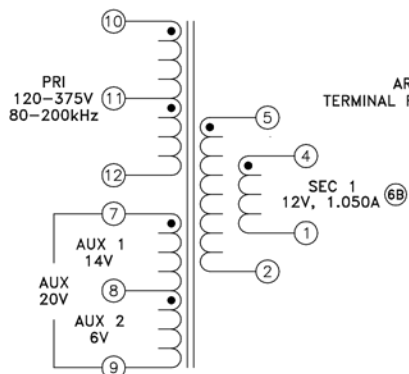
CUSTOMER TERMINAL	RoHS	LEAD(Pb)-FREE
Sn96%, Ag4%	Yes	Yes

* DIMENSION MAY BE EXCEEDED WITH SOLDER ONLY
DOT LOCATES TERM. #1

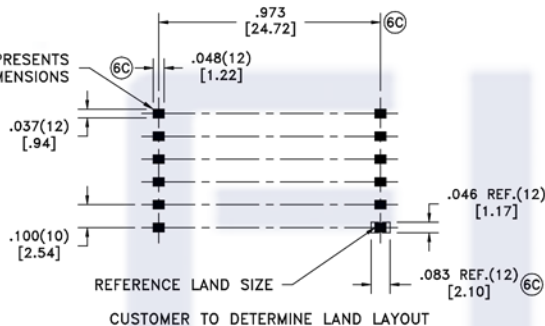
TERM. NO.'s FOR REF. ONLY



LOT CODE & DATE CODE



AREA REPRESENTS
TERMINAL PAD DIMENSIONS



ELECTRICAL SPECIFICATIONS @ 25°C unless otherwise noted:

PARAMETER	TEST CONDITIONS	VALUE
D.C. RESISTANCE	10-12 @20°C	2.20 ohms ±10%
D.C. RESISTANCE	7-8 @20°C	0.800 ohms ±10%
D.C. RESISTANCE	8-9 @20°C	0.382 ohms ±10%
D.C. RESISTANCE	4-1 tie(1+2, 4+5), @20°C	0.035 ohms ±20%
INDUCTANCE	10-12 10kHz, 100mVAC, Ls	1.39mH ±10%
SATURATION CURRENT	20% rolloff from initial	740mA
LEAKAGE INDUCTANCE	10-12 tie(1+2+4+5, 7+8+9), 100kHz, 100mVAC, Ls	17uH typ., 35uH max.
DIELECTRIC	1-12 tie(9+10, 4+5), 3750VAC, 1 second	3000VAC, 1 minute
DIELECTRIC	7-12 625VAC, 1 second	500VAC, 1 minute
URNS RATIO	(10-11):(11-12)	1:1, ±1%
URNS RATIO	(10-12):(7-8)	9.066:1, ±1%
URNS RATIO	(10-12):(8-9)	19.42:1, ±1%
URNS RATIO	(10-12):(4-1)	10.46:1, ±1%

GENERAL SPECIFICATIONS:

OPERATING TEMPERATURE RANGE: -40°C to +125°C including temp rise.

Designed to comply with the following requirements as defined by IEC60950-1, EN60950-1, UL60950-1/CSA60950-1 and AS/NZS60950.1:

- Reinforced insulation for a primary circuit at a working voltage of 400VDC.

Wire insulation & RoHS status not affected by wire color.
Wire insulation color may vary depending on availability.

REV.	DATE	Packaging Specifications	CONVENTION PLACEMENT	Tolerances unless otherwise specified: Angles: ±1° Decimals: ±.005 [.13] Fractions: ±1/64 Footprint: ±.005 [.13]	DRAWING TITLE TRANSFORMER	PART NO. FKS750811137
6C	12/11	Method: Tape & Reel PKG-0799				
6B	9/11			This drawing is dual dimensioned. Dimensions in brackets are in millimeters.	eiSos p/n: FKS750811137	SPECIFICATION SHEET 1 OF 1
6A	4/11					