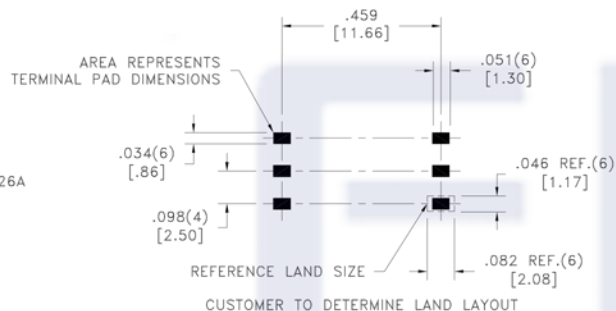
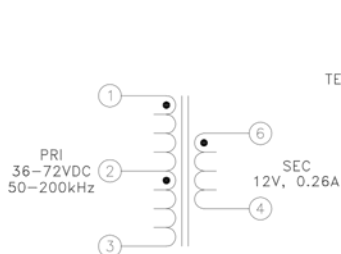
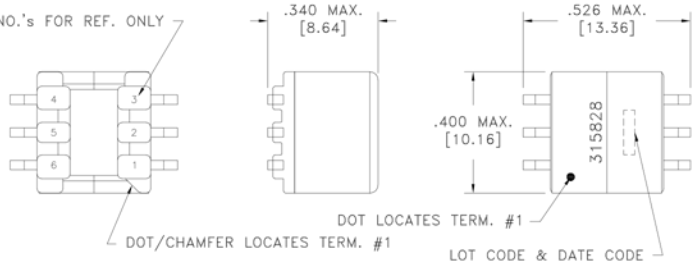


CUSTOMER TERMINAL	RoHS	LEAD(Pb)-FREE
Sn96%, Ag4%	Yes	Yes



TERM. NO.'s FOR REF. ONLY



#### ELECTRICAL SPECIFICATIONS @ 25°C unless otherwise noted:

PARAMETER	TEST CONDITIONS	VALUE
D.C. RESISTANCE	1-2 @20°C	0.348 ohms ±10%
D.C. RESISTANCE	2-3 @20°C	0.465 ohms ±10%
D.C. RESISTANCE	6-4 @20°C	0.195 ohms ±10%
INDUCTANCE	1-3 10kHz, 100mVAC, Ls	150.0uH ±10%
SATURATION CURRENT	1-3 20% rolloff from initial	800mA
LEAKAGE INDUCTANCE	1-3 tie(4+6), 100kHz, 100mVAC, Ls	1.6uH typ., 3.2uH max.
DIELECTRIC	1-6 1875VAC, 1 second	1500VAC, 1 minute
TURNS RATIO	(1-2):(2-3)	1:1, ±1%
TURNS RATIO	(1-2):(6-4)	1:1, ±1%

#### GENERAL SPECIFICATIONS:

OPERATING TEMPERATURE RANGE: -40°C to +125°C including temp rise.

Designed to comply with the following requirements as defined by IEC60950-1, EN60950-1, UL60950-1/CSA60950-1 and AS/NZS60950.1:

- Functional insulation for a primary circuit at a working voltage of 265Vrms, 400Vpeak, Overvoltage Category II.

Wire insulation & RoHS status not affected by wire color.  
Wire insulation color may vary depending on availability.

REV.	DATE	Packaging Specifications	CONVENTION PLACEMENT	Tolerances unless otherwise specified:	DRAWING TITLE	PART NO.
		Method: Tape & Reel PKG-0519		Angles: ±1° Fractions: ±1/64 Decimals: ±.005 [.13] Footprint: ±.005 [.13]	<b>TRANSFORMER</b>	FKS750315828
6A	2/16			This drawing is dual dimensioned. Dimensions in brackets are in millimeters.	eiSos p/n: FKS750315828	SPECIFICATION SHEET 1 OF 1

