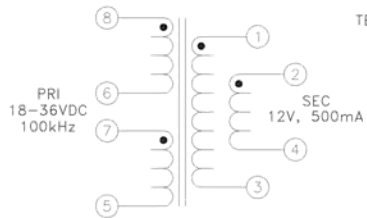
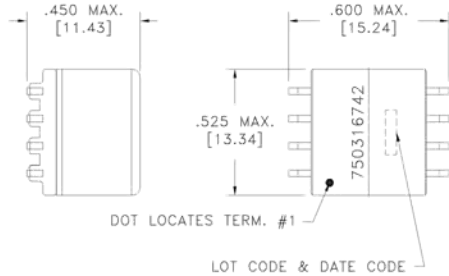
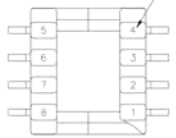


CUSTOMER TERMINAL	RoHS	LEAD(Pb)-FREE
Sn96%, Ag4%	Yes	Yes

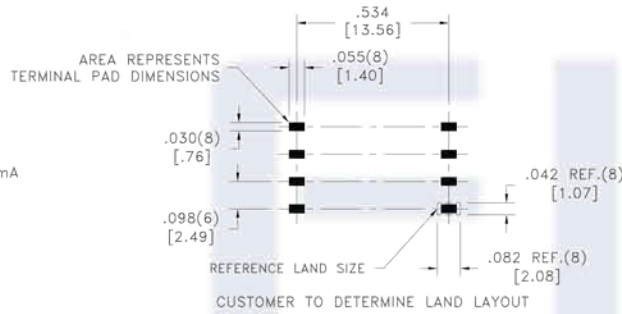


TERM. NO.'s FOR REF. ONLY



Customer to tie terminals 1+2, 3+4 and 6+7 on PC board.

Application of the transformer allows for the leadwires between terminals 1&2, 3&4 and 6&7 to solder bridge.



6B

ELECTRICAL SPECIFICATIONS @ 25°C unless otherwise noted:

PARAMETER	TEST CONDITIONS	VALUE
D.C. RESISTANCE	8-5 tie(6+7), @20°C	0.155 ohms ±10%
D.C. RESISTANCE	1-4 tie(1+2, 3+4), @20°C	0.040 ohms ±20%
INDUCTANCE	8-5 tie(6+7), 10kHz, 100mVAC, Ls	54.0uH ±10%
SATURATION CURRENT	8-5 tie(6+7), 20% rolloff from initial	1.75A
LEAKAGE INDUCTANCE	8-5 tie(1+2+3+4, 6+7), 100kHz, 100mVAC, Ls	575nH typ., 975nH max.
DIELECTRIC	1-8 tie(3+4, 6+7), 3750VAC, 1 second	3000VAC, 1 minute
TURNS RATIO	(8-6):(7-5)	1:1, ±1%
TURNS RATIO	(8-5):(1-4), tie(1+2, 3+4, 6+7)	1.87:1, ±1%

GENERAL SPECIFICATIONS:

OPERATING TEMPERATURE RANGE: -40°C to +125°C including temp rise.

Designed to comply with the following requirements as defined by IEC60950-1, EN60950-1, UL60950-1/CSA60950-1 and AS/NZS60950.1:

- Functional insulation for a primary circuit at a working voltage of 50Vrms, 75Vpeak, Overvoltage Category II.

Wire insulation & RoHS status not affected by wire color.
Wire insulation color may vary depending on availability.

REV.	DATE	Packaging Specifications Method: Tape & Reel PKG-0328		Tolerances unless otherwise specified: Angles: ±1° Fractions: ±1/64 Decimals: ±.005 [.13] Footprint: ±.005 [.13]	DRAWING TITLE TRANSFORMER	PART NO. FKS750316742
6B	8/18			This drawing is dual dimensioned. Dimensions in brackets are in millimeters.	eiSos p/n: FKS750316742	
6A	5/18					SPECIFICATION SHEET 1 OF 1