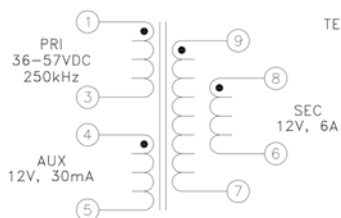
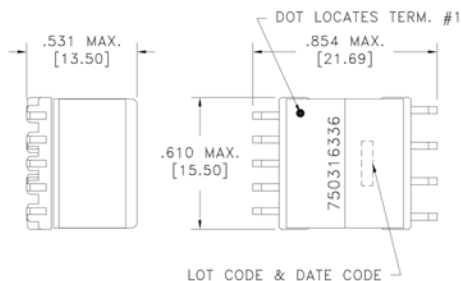
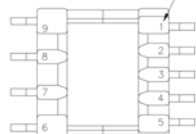


CUSTOMER TERMINAL	RoHS	LEAD(Pb)-FREE
Sn96%, Ag4%	Yes	Yes

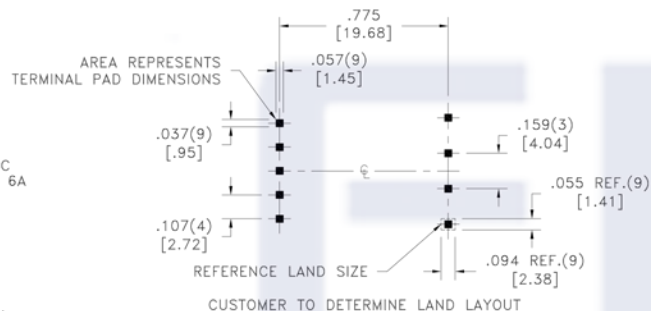


TERM. NO.'s FOR REF. ONLY



Customer to tie terminals 8+9 and 6+7 on PC board.

Application of the transformer allows for the leadwires between terminals 8&9 and 6&7 to solder bridge.



ELECTRICAL SPECIFICATIONS @ 25°C unless otherwise noted:

PARAMETER	TEST CONDITIONS	VALUE
D.C. RESISTANCE	1-3 @20°C	0.020 ohms max.
D.C. RESISTANCE	4-5 @20°C	0.062 ohms ±10%
D.C. RESISTANCE	9-6 tie(6+7, 8+9), @20°C	0.015 ohms max.
INDUCTANCE	1-3 10kHz, 100mVAC, Ls	50uH ±10%
LEAKAGE INDUCTANCE	1-3 tie(4+5, 6+7+8+9), 100kHz, 50mVAC, Ls	470nH typ., 940nH max.
DIELECTRIC	1-9 tie(3+4, 6+7), 1875VAC, 1 second	1500VAC, 1 minute
URNS RATIO	(1-3):(9-6), tie(6+7, 8+9)	2:1, ±1%
URNS RATIO	(4-5):(9-6), tie(6+7, 8+9)	1:1, ±1%

GENERAL SPECIFICATIONS:

OPERATING TEMPERATURE RANGE: -40°C to +125°C including temp rise.

Designed to comply with the following requirements as defined by IEC60950-1, EN60950-1, UL60950-1/CSA60950-1 and AS/NZS60950.1:

- Functional insulation for a primary circuit at a working voltage of 265Vrms, 400Vpeak, Overvoltage Category II.

Wire insulation & RoHS status not affected by wire color.
Wire insulation color may vary depending on availability.

REV.	DATE	Packaging Specifications	CONVENTION PLACEMENT	Tolerances unless otherwise specified: Angles: ±1° Fractions: ±1/64 Decimals: ±.005 [.13] Footprint: ±.005 [.13]	DRAWING TITLE	PART NO.
		Method: Tape & Reel PKG-1135		This drawing is dual dimensioned. Dimensions in brackets are in millimeters.	TRANSFORMER	FKS750316336
6A	6/17				eiSos p/n: FKS750316336	SPECIFICATION SHEET 1 OF 1

