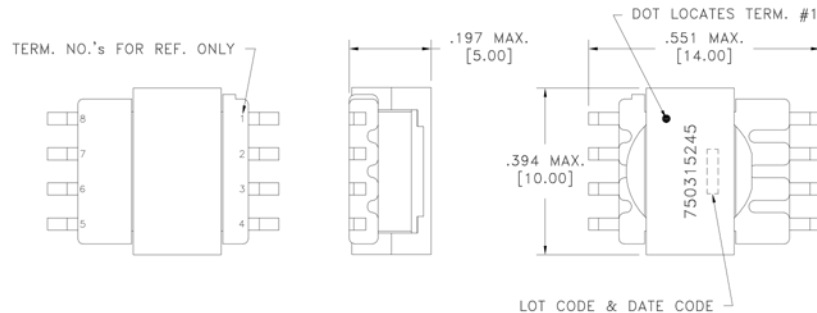


CUSTOMER TERMINAL	RoHS	LEAD(Pb)-FREE
Sn96%, Ag4%	Yes	Yes



ELECTRICAL SPECIFICATIONS @ 25°C unless otherwise noted:

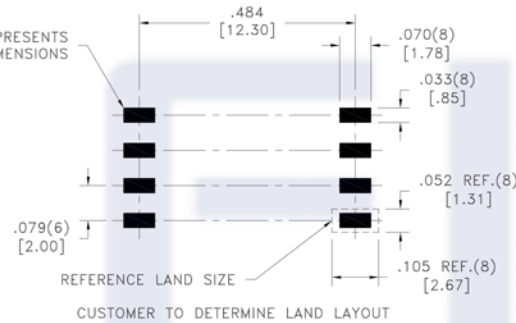

PARAMETER	TEST CONDITIONS	VALUE
6B D.C. RESISTANCE	1-4 @20°C	0.190 ohms ±10%
6B D.C. RESISTANCE	5-8 @20°C	0.161 ohms ±15%
INDUCTANCE	5-8 10kHz, 100mVAC, Ls	30uH ±10%
SATURATION CURRENT	5-8 20% rolloff from initial	960mA
6B LEAKAGE INDUCTANCE	5-8 tie(1+4), 100kHz, 100mVAC, Ls	500nH typ., 750nH max.
6B DIELECTRIC	1-8 1875VAC, 2 seconds	1500VAC, 1 minute
URNS RATIO	(5-8):(1-4)	1:1, ±1%

GENERAL SPECIFICATIONS:

OPERATING TEMPERATURE RANGE: -40°C to +125°C including temp rise.

Designed to comply with the following requirements as defined by IEC61010-1 and IEC61131-2:

- Minimum creepage distance of 1.6mm for Basic insulation.



Wire insulation & RoHS status not affected by wire color.
Wire insulation color may vary depending on availability.

DETAILS SUBJECT TO CHANGE

REV.	DATE	Packaging Specifications Method: Tape & Reel PKG-1042	CONVENTION PLACEMENT	Tolerances unless otherwise specified: Angles: ±1° Fractions: ±1/64 Decimals: ±.005 [.13] Footprint: ±.005 [.13]	DRAWING TITLE TRANSFORMER	PART NO. FKS750315245
6B	7/17			This drawing is dual dimensioned. Dimensions in brackets are in millimeters.	eiSos p/n: FKS750315245	
6A	10/15					



SPECIFICATION SHEET 1 OF 1