


# EE16/8/5 (EF16)

## 12-Terminal EXT, SMT, Horizontal



### Characteristics

- Surface mount
- Pick & placeable
- Core direction: horizontal
- Reinforced insulation
- Extended rail

### Applications

- Offline
- Lighting
- Metering
- Industrial controls
- White goods
- Telecom
- Charging
- Stand-by power

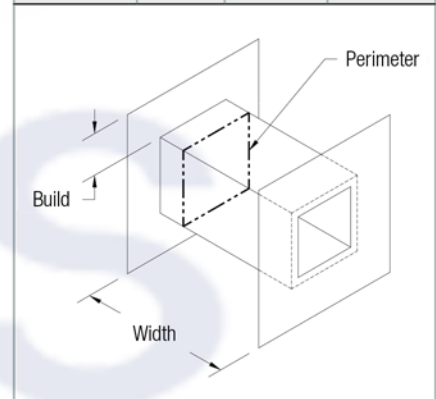
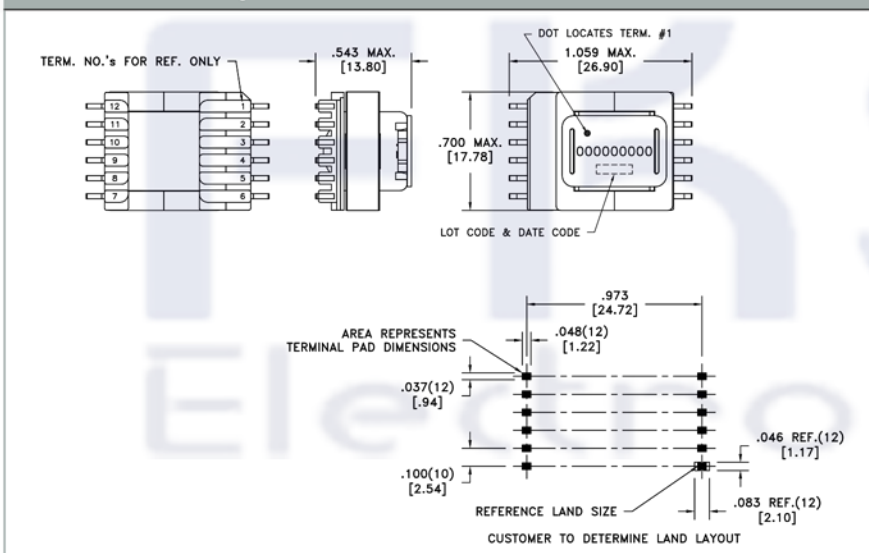
### Core Data

Core Part Number	Area ( $A_c$ ) (mm <sup>2</sup> )	Path Length ( $L_w$ ) (mm)	Volume ( $V_c$ ) (mm <sup>3</sup> )
150-2182	20.10	37.60	755.76

### Bobbin Winding Area

Bobbin Part Number	Width (mm)	Build (mm)	Perimeter (mm)
070-5642	10.01	2.51	24.38

### Dimensions & Footprint



### Models

**A** Altium Library

**E** Eagle Library

**S** STEP 3D Model

**I** IGS 3D Model

**W** WRL 3D Model

### Estimated Maximum Power Level

