


EE25/13/7 (EF25)

10-Terminal, THT, Vertical



Characteristics

- Through-hole
- Core direction: vertical
- Functional & reinforced insulation

Applications

- Offline
- Lighting
- Metering
- Industrial controls
- White goods
- Telecom
- Charging
- Stand-by power

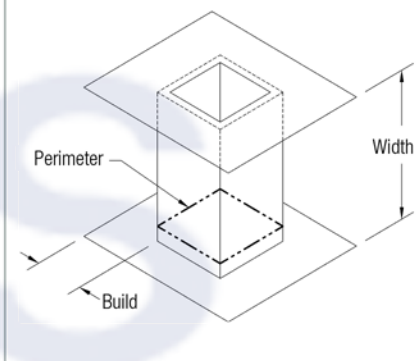
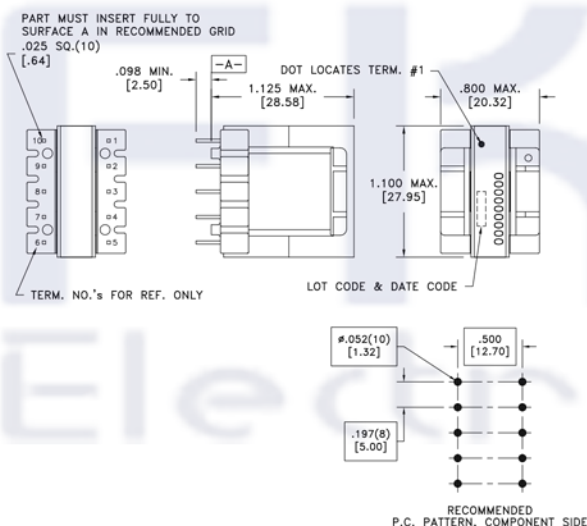
Core Data

Core Part Number	Area (A_c) (mm ²)	Path Length (L_c) (mm)	Volume (V_c) (mm ³)
150-2039	51.40	57.80	2970.92

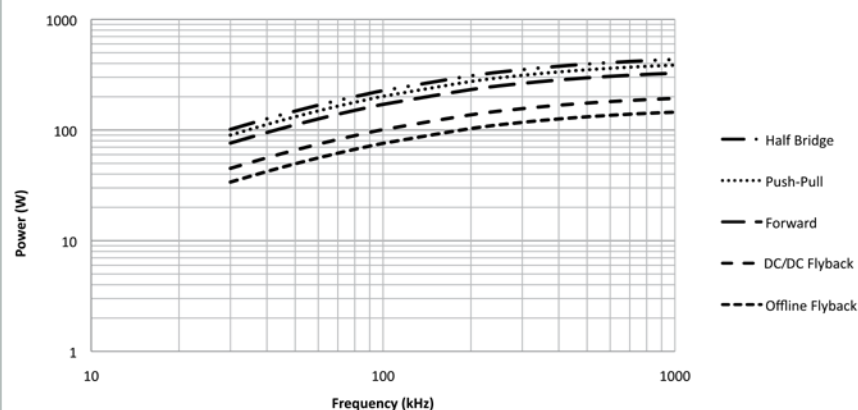
Bobbin Winding Area

Bobbin Part Number	Width (mm)	Build (mm)	Perimeter (mm)
070-4846	16.10	4.01	36.80

Dimensions & Footprint



Estimated Maximum Power Level



Models

- A** Altium Library
- E** Eagle Library
- S** STEP 3D Model
- I** IGS 3D Model
- W** WRL 3D Model