


EE25/13/11

8-Terminal, THT, Vertical



Characteristics

- Through-hole
- Core direction: vertical
- Functional insulation

Applications

- Lighting
- Metering
- DC/DC converter
- Industrial controls
- White goods
- Telecom
- PFC

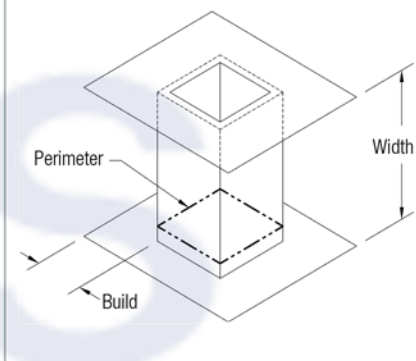
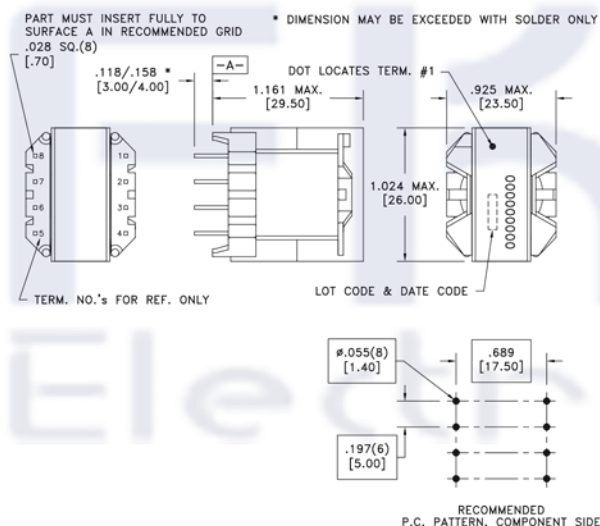
Core Data

Core Part Number	Area (A_c) (mm ²)	Path Length (L_e) (mm)	Volume (V_c) (mm ³)
150-1680	78.40	57.80	4531.52

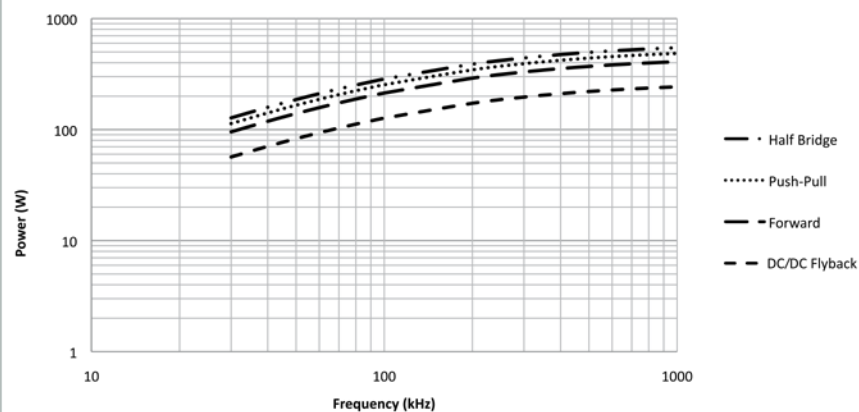
Bobbin Winding Area

Bobbin Part Number	Width (mm)	Build (mm)	Perimeter (mm)
070-5080	15.88	4.22	43.18

Dimensions & Footprint



Estimated Maximum Power Level



Models

- A** Altium Library
- E** Eagle Library
- S** STEP 3D Model
- I** IGS 3D Model
- W** WRL 3D Model